

### 3 - Phase plane diagrams for linear systems

Consider the linear homogeneous system

$$\begin{pmatrix} x' \\ y' \end{pmatrix} = \begin{pmatrix} a & b \\ c & d \end{pmatrix} \begin{pmatrix} x \\ y \end{pmatrix}. \quad (4)$$

Depending on the eigenvalues  $\lambda_1, \lambda_2$  of the matrix  $A = \begin{pmatrix} a & b \\ c & d \end{pmatrix}$ , various cases arise.

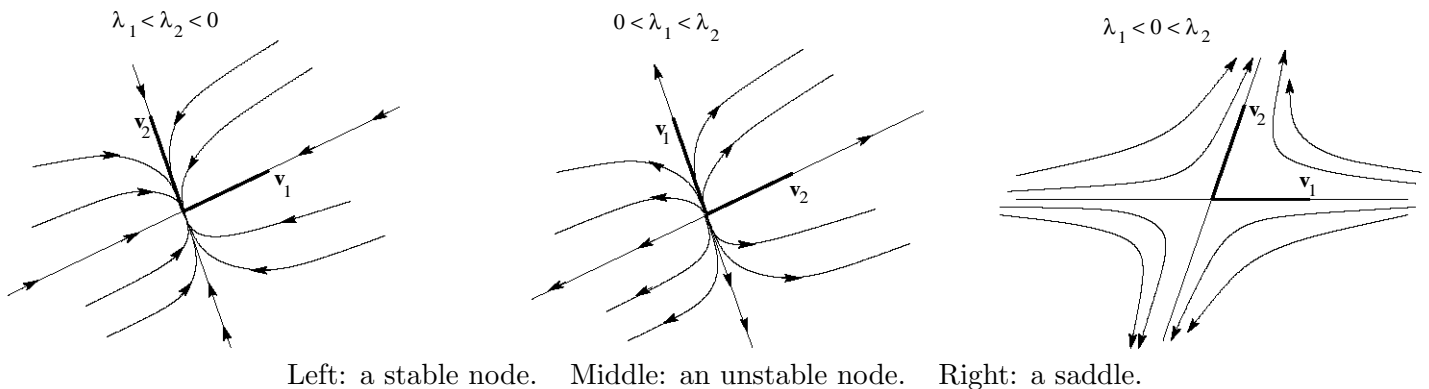
We first assume that the eigenvalues  $\lambda_1, \lambda_2$  are real and distinct. Let  $\mathbf{v}_1, \mathbf{v}_2$  be corresponding eigenvectors. The general solution is thus

$$c_1 e^{\lambda_1 t} \mathbf{v}_1 + c_2 e^{\lambda_2 t} \mathbf{v}_2.$$

**CASE 1 (stable node):**  $\lambda_1 < \lambda_2 < 0$ . As  $t \rightarrow +\infty$ , all trajectories flow into the origin. The component along  $\mathbf{v}_1$  decays faster, and trajectories are asymptotically tangent to  $\mathbf{v}_2$ .

**CASE 2 (unstable node):**  $0 < \lambda_1 < \lambda_2$ . As  $t \rightarrow +\infty$ , trajectories flow away from the origin, becoming arbitrarily large. For negative times, as  $t \rightarrow -\infty$ , the component along  $\mathbf{v}_2$  decays faster, and trajectories are asymptotically tangent to  $\mathbf{v}_1$ .

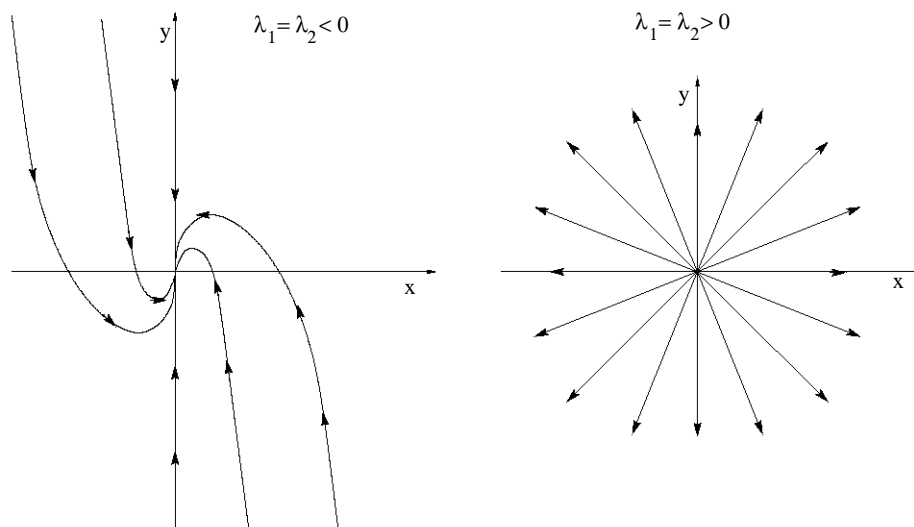
**CASE 3 (saddle):**  $\lambda_1 < 0 < \lambda_2$ . The zero solution is unstable. As  $t \rightarrow +\infty$  the component along  $\mathbf{v}_1$  approaches zero, while the component along  $\mathbf{v}_2$  becomes arbitrarily large. On the other hand, as  $t \rightarrow -\infty$ , the  $\mathbf{v}_1$ -component becomes large, while the  $\mathbf{v}_2$  component approaches zero.



**CASE 4 (degenerate node):** Assume that the matrix  $A$  has a double eigenvalue  $\lambda \in \mathbb{R}$ .

If  $\lambda < 0$  then the origin is a **stable node**. If  $A = \begin{pmatrix} \lambda & 0 \\ 0 & \lambda \end{pmatrix}$  is diagonal, then all trajectories are half lines emanating from the origin. If  $A$  is not diagonalizable (only one linearly independent eigenvector  $\mathbf{v}_1$  can be found), then trajectories approach the origin tangent to  $\mathbf{v}_1$ .

If  $\lambda > 0$  then the origin is an **unstable node**. The orbits are the same as in the stable case, reversing the time direction.



Left: a stable degenerate node (in the case of only one linearly independent eigenvector).  
 Right: an unstable degenerate node (in the case of two linearly independent eigenvectors).

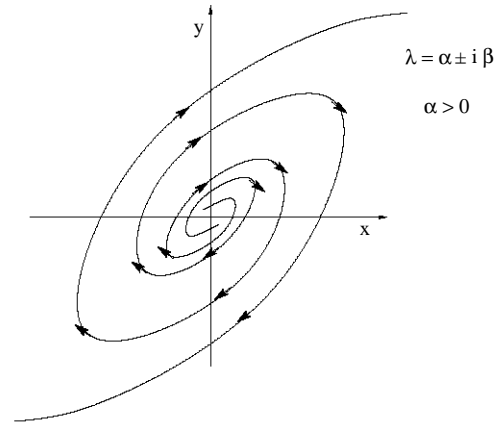
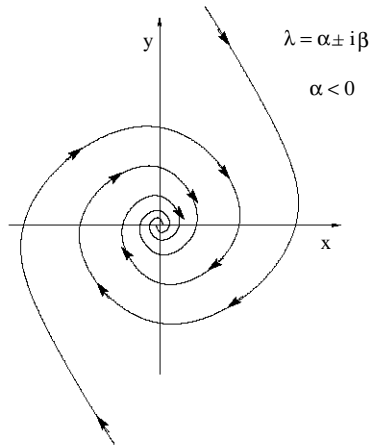
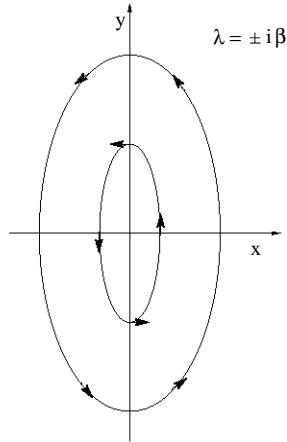
Next, assume that the matrix  $A$  has complex eigenvalues:  $\lambda = \alpha \pm i\beta$ , with  $\beta \neq 0$ .

**CASE 5 (center):** If  $\alpha = 0$ , solutions are periodic. Trajectories are ellipses (or circumferences) centered at the origin.

**CASE 6 (stable spiral point):** If  $\alpha < 0$ , trajectories are spirals converging to the origin as

$t \rightarrow +\infty$ .

**CASE 7 (unstable spiral point):** If  $\alpha > 0$ , trajectories are spirals moving away from the origin as time increases.



Left: a center. Middle: a stable spiral point. Right: an unstable spiral point.