



10<sup>TH</sup> EDITION

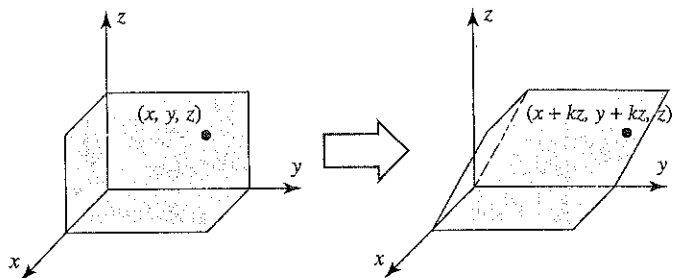
# Elementary Linear Algebra

HOWARD ANTON

*Professor Emeritus, Drexel University*



Find the standard matrices for these matrix transformations.



▲ Figure Ex-23

**True-False Exercises**

In parts (a)–(g) determine whether the statement is true or false, and justify your answer.

- (a) The image of the unit square under a one-to-one matrix operator is a square.
- (b) A  $2 \times 2$  invertible matrix operator has the geometric effect of a succession of shears, compressions, expansions, and reflections.
- (c) The image of a line under a one-to-one matrix operator is a line.
- (d) Every reflection operator on  $R^2$  is its own inverse.
- (e) The matrix  $\begin{bmatrix} 1 & 1 \\ 1 & -1 \end{bmatrix}$  represents reflection about a line.
- (f) The matrix  $\begin{bmatrix} 1 & -2 \\ 2 & 1 \end{bmatrix}$  represents a shear.
- (g) The matrix  $\begin{bmatrix} 1 & 0 \\ 0 & 3 \end{bmatrix}$  represents an expansion.

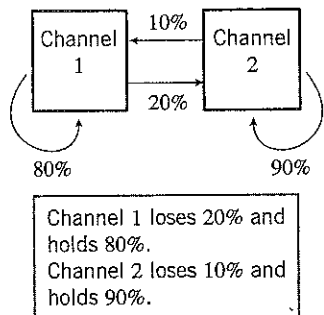
## 4.12 Dynamical Systems and Markov Chains

In this optional section we will show how matrix methods can be used to analyze the behavior of physical systems that evolve over time. The methods that we will study here have been applied to problems in business, ecology, demographics, sociology, and most of the physical sciences.

*Dynamical Systems* A **dynamical system** is a finite set of variables whose values change with time. The value of a variable at a point in time is called the **state of the variable** at that time, and the vector formed from these states is called the **state of the dynamical system** at that time. Our primary objective in this section is to analyze how the state of a dynamical system changes with time. Let us begin with an example.

► **EXAMPLE 1 Market Share as a Dynamical System**

Suppose that two competing television channels, channel 1 and channel 2, each have 50% of the viewer market at some initial point in time. Assume that over each one-year period channel 1 captures 10% of channel 2's share, and channel 2 captures 20% of channel 1's share (see Figure 4.12.1). What is each channel's market share after one year?



▲ Figure 4.12.1

**Solution** Let us begin by introducing the time-dependent variables

$$x_1(t) = \text{fraction of the market held by channel 1 at time } t$$

$$x_2(t) = \text{fraction of the market held by channel 2 at time } t$$

and the column vector

$$\mathbf{x}(t) = \begin{bmatrix} x_1(t) \\ x_2(t) \end{bmatrix} \quad \leftarrow \begin{array}{l} \text{Channel 1's fraction of the market at time } t \text{ in years} \\ \text{Channel 2's fraction of the market at time } t \text{ in years} \end{array}$$

The variables  $x_1(t)$  and  $x_2(t)$  form a dynamical system whose state at time  $t$  is the vector  $\mathbf{x}(t)$ . If we take  $t = 0$  to be the starting point at which the two channels had 50% of the

market, then the state of the system at that time is

$$\mathbf{x}(0) = \begin{bmatrix} x_1(0) \\ x_2(0) \end{bmatrix} = \begin{bmatrix} 0.5 \\ 0.5 \end{bmatrix} \quad \begin{array}{l} \leftarrow \text{Channel 1's fraction of the market at time } t = 0 \\ \leftarrow \text{Channel 2's fraction of the market at time } t = 0 \end{array} \quad (1)$$

Now let us try to find the state of the system at time  $t = 1$  (one year later). Over the one-year period, channel 1 retains 80% of its initial 50%, and it gains 10% of channel 2's initial 50%. Thus,

$$x_1(1) = 0.8(0.5) + 0.1(0.5) = 0.45 \quad (2)$$

Similarly, channel 2 gains 20% of channel 1's initial 50%, and retains 90% of its initial 50%. Thus,

$$x_2(1) = 0.2(0.5) + 0.9(0.5) = 0.55 \quad (3)$$

Therefore, the state of the system at time  $t = 1$  is

$$\mathbf{x}(1) = \begin{bmatrix} x_1(1) \\ x_2(1) \end{bmatrix} = \begin{bmatrix} 0.45 \\ 0.55 \end{bmatrix} \quad \begin{array}{l} \leftarrow \text{Channel 1's fraction of the market at time } t = 1 \\ \leftarrow \text{Channel 2's fraction of the market at time } t = 1 \end{array} \quad (4)$$

### ► EXAMPLE 2 Evolution of Market Share over Five Years

Track the market shares of channels 1 and 2 in Example 1 over a five-year period.

**Solution** To solve this problem suppose that we have already computed the market share of each channel at time  $t = k$  and we are interested in using the known values of  $x_1(k)$  and  $x_2(k)$  to compute the market shares  $x_1(k + 1)$  and  $x_2(k + 1)$  one year later. The analysis is exactly the same as that used to obtain Equations (2) and (3). Over the one-year period, channel 1 retains 80% of its starting fraction  $x_1(k)$  and gains 10% of channel 2's starting fraction  $x_2(k)$ . Thus,

$$x_1(k + 1) = (0.8)x_1(k) + (0.1)x_2(k) \quad (5)$$

Similarly, channel 2 gains 20% of channel 1's starting fraction  $x_1(k)$  and retains 90% of its own starting fraction  $x_2(k)$ . Thus,

$$x_2(k + 1) = (0.2)x_1(k) + (0.9)x_2(k) \quad (6)$$

Equations (5) and (6) can be expressed in matrix form as

$$\begin{bmatrix} x_1(k + 1) \\ x_2(k + 1) \end{bmatrix} = \begin{bmatrix} 0.8 & 0.1 \\ 0.2 & 0.9 \end{bmatrix} \begin{bmatrix} x_1(k) \\ x_2(k) \end{bmatrix} \quad (7)$$

which provides a way of using matrix multiplication to compute the state of the system at time  $t = k + 1$  from the state at time  $t = k$ . For example, using (1) and (7) we obtain

$$\mathbf{x}(1) = \begin{bmatrix} 0.8 & 0.1 \\ 0.2 & 0.9 \end{bmatrix} \mathbf{x}(0) = \begin{bmatrix} 0.8 & 0.1 \\ 0.2 & 0.9 \end{bmatrix} \begin{bmatrix} 0.5 \\ 0.5 \end{bmatrix} = \begin{bmatrix} 0.45 \\ 0.55 \end{bmatrix}$$

which agrees with (4). Similarly,

$$\mathbf{x}(2) = \begin{bmatrix} 0.8 & 0.1 \\ 0.2 & 0.9 \end{bmatrix} \mathbf{x}(1) = \begin{bmatrix} 0.8 & 0.1 \\ 0.2 & 0.9 \end{bmatrix} \begin{bmatrix} 0.45 \\ 0.55 \end{bmatrix} = \begin{bmatrix} 0.415 \\ 0.585 \end{bmatrix}$$

We can now continue this process, using Formula (7) to compute  $\mathbf{x}(3)$  from  $\mathbf{x}(2)$ , then  $\mathbf{x}(4)$  from  $\mathbf{x}(3)$ , and so on. This yields (verify)

$$\mathbf{x}(3) = \begin{bmatrix} 0.3905 \\ 0.6095 \end{bmatrix}, \quad \mathbf{x}(4) = \begin{bmatrix} 0.37335 \\ 0.62665 \end{bmatrix}, \quad \mathbf{x}(5) = \begin{bmatrix} 0.361345 \\ 0.638655 \end{bmatrix} \quad (8)$$

Thus, after five years, channel 1 will hold about 36% of the market and channel 2 will hold about 64% of the market. ◀

If desired, we can continue the market analysis in the last example beyond the five-year period and explore what happens to the market share over the long term. We did so, using a computer, and obtained the following state vectors (rounded to six decimal places):

$$\mathbf{x}(10) \approx \begin{bmatrix} 0.338041 \\ 0.661959 \end{bmatrix}, \quad \mathbf{x}(20) \approx \begin{bmatrix} 0.333466 \\ 0.666534 \end{bmatrix}, \quad \mathbf{x}(40) \approx \begin{bmatrix} 0.333333 \\ 0.666667 \end{bmatrix} \quad (9)$$

All subsequent state vectors, when rounded to six decimal places, are the same as  $\mathbf{x}(40)$ , so we see that the market shares eventually stabilize with channel 1 holding about one-third of the market and channel 2 holding about two-thirds. Later in this section, we will explain why this stabilization occurs.

### Markov Chains

In many dynamical systems the states of the variables are not known with certainty but can be expressed as probabilities; such dynamical systems are called *stochastic processes* (from the Greek word *stokastikos*, meaning “proceeding by guesswork”). A detailed study of stochastic processes requires a precise definition of the term *probability*, which is outside the scope of this course. However, the following interpretation will suffice for our present purposes:

*Stated informally, the probability that an experiment or observation will have a certain outcome is approximately the fraction of the time that the outcome would occur if the experiment were to be repeated many times under constant conditions—the greater the number of repetitions, the more accurately the probability describes the fraction of occurrences.*

For example, when we say that the probability of tossing heads with a fair coin is  $\frac{1}{2}$ , we mean that if the coin were tossed many times under constant conditions, then we would expect about half of the outcomes to be heads. Probabilities are often expressed as decimals or percentages. Thus, the probability of tossing heads with a fair coin can also be expressed as 0.5 or 50%.

If an experiment or observation has  $n$  possible outcomes, then the probabilities of those outcomes must be nonnegative fractions whose sum is 1. The probabilities are nonnegative because each describes the fraction of occurrences of an outcome over the long term, and the sum is 1 because they account for all possible outcomes. For example, if a box containing 10 balls has one red ball, three green balls, and six yellow balls, and if a ball is drawn at random from the box, then the probabilities of the various outcomes are

$$\begin{aligned} p_1 &= \text{prob}(\text{red}) = 1/10 = 0.1 \\ p_2 &= \text{prob}(\text{green}) = 3/10 = 0.3 \\ p_3 &= \text{prob}(\text{yellow}) = 6/10 = 0.6 \end{aligned}$$

Each probability is a nonnegative fraction and

$$p_1 + p_2 + p_3 = 0.1 + 0.3 + 0.6 = 1$$

In a stochastic process with  $n$  possible states, the state vector at each time  $t$  has the form

$$\mathbf{x}(t) = \begin{bmatrix} x_1(t) \\ x_2(t) \\ \vdots \\ x_n(t) \end{bmatrix} \begin{array}{l} \text{Probability that the system is in state 1} \\ \text{Probability that the system is in state 2} \\ \vdots \\ \text{Probability that the system is in state } n \end{array}$$

The entries in this vector must add up to 1 since they account for all  $n$  possibilities. In general, a vector with nonnegative entries that add up to 1 is called a *probability vector*.

► **EXAMPLE 3 Example 1 Revisited from the Probability Viewpoint**

Observe that the state vectors in Examples 1 and 2 are all probability vectors. This is to be expected since the entries in each state vector are the fractional market shares of the channels, and together they account for the entire market. In practice, it is preferable to interpret the entries in the state vectors as probabilities rather than exact market fractions, since market information is usually obtained by statistical sampling procedures with intrinsic uncertainties. Thus, for example, the state vector

$$\mathbf{x}(1) = \begin{bmatrix} x_1(1) \\ x_2(1) \end{bmatrix} = \begin{bmatrix} 0.45 \\ 0.55 \end{bmatrix}$$

which we interpreted in Example 1 to mean that channel 1 has 45% of the market and channel 2 has 55%, can also be interpreted to mean that an individual picked at random from the market will be a channel 1 viewer with probability 0.45 and a channel 2 viewer with probability 0.55. ◀

A square matrix, each of whose columns is a probability vector, is called a *stochastic matrix*. Such matrices commonly occur in formulas that relate successive states of a stochastic process. For example, the state vectors  $\mathbf{x}(k+1)$  and  $\mathbf{x}(k)$  in (7) are related by an equation of the form  $\mathbf{x}(k+1) = P\mathbf{x}(k)$  in which

$$P = \begin{bmatrix} 0.8 & 0.1 \\ 0.2 & 0.9 \end{bmatrix} \quad (10)$$

is a stochastic matrix. It should not be surprising that the column vectors of  $P$  are probability vectors, since the entries in each column provide a breakdown of what happens to each channel's market share over the year—the entries in column 1 convey that each year channel 1 retains 80% of its market share and loses 20%; and the entries in column 2 convey that each year channel 2 retains 90% of its market share and loses 10%. The entries in (10) can also be viewed as probabilities:

- $p_{11} = 0.8 =$  probability that a channel 1 viewer remains a channel 1 viewer
- $p_{21} = 0.2 =$  probability that a channel 1 viewer becomes a channel 2 viewer
- $p_{12} = 0.1 =$  probability that a channel 2 viewer becomes a channel 1 viewer
- $p_{22} = 0.9 =$  probability that a channel 2 viewer remains a channel 2 viewer

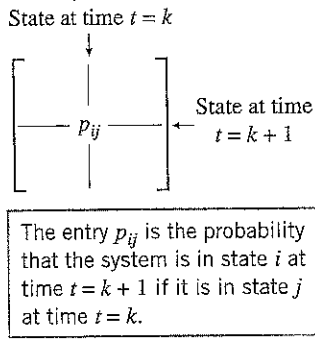
Example 1 is a special case of a large class of stochastic processes, called *Markov chains*.



**Andrei Andreyevich  
Markov  
(1856–1922)**

**Historical Note** Markov chains are named in honor of the Russian mathematician A. A. Markov, a lover of poetry, who used them to analyze the alternation of vowels and consonants in the poem *Eugene Onegin* by Pushkin. Markov believed that the only applications of his chains were to the analysis of literary works, so he would be astonished to learn that his discovery is used today in the social sciences, quantum theory, and genetics!

[Image: wikipedia]



▲ Figure 4.12.2

**DEFINITION 1** A *Markov chain* is a dynamical system whose state vectors at a succession of time intervals are probability vectors and for which the state vectors at successive time intervals are related by an equation of the form

$$\mathbf{x}(k + 1) = P\mathbf{x}(k)$$

in which  $P = [p_{ij}]$  is a stochastic matrix and  $p_{ij}$  is the probability that the system will be in state  $i$  at time  $t = k + 1$  if it is in state  $j$  at time  $t = k$ . The matrix  $P$  is called the *transition matrix* for the system.

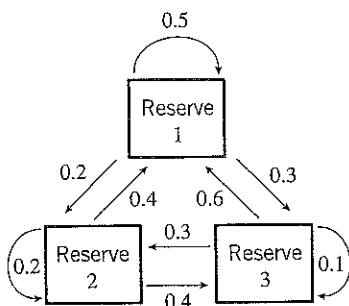
**Remark** Note that in this definition the row index  $i$  corresponds to the later state and the column index  $j$  to the earlier state (Figure 4.12.2).

► **EXAMPLE 4 Wildlife Migration as a Markov Chain**

Suppose that a tagged lion can migrate over three adjacent game reserves in search of food, reserve 1, reserve 2, and reserve 3. Based on data about the food resources, researchers conclude that the monthly migration pattern of the lion can be modeled by a Markov chain with transition matrix

$$P = \begin{matrix} & \begin{matrix} \text{Reserve at time } t = k \\ \begin{matrix} 1 & 2 & 3 \end{matrix} \end{matrix} \\ \begin{matrix} \begin{bmatrix} 0.5 & 0.4 & 0.6 \\ 0.2 & 0.2 & 0.3 \\ 0.3 & 0.4 & 0.1 \end{bmatrix} \\ \begin{matrix} 1 \\ 2 \\ 3 \end{matrix} \end{matrix} & \begin{matrix} \text{Reserve at time } t = k + 1 \end{matrix} \end{matrix}$$

(see Figure 4.12.3). That is,



▲ Figure 4.12.3

- $p_{11} = 0.5 =$  probability that the lion will stay in reserve 1 when it is in reserve 1
- $p_{12} = 0.4 =$  probability that the lion will move from reserve 2 to reserve 1
- $p_{13} = 0.6 =$  probability that the lion will move from reserve 3 to reserve 1
- $p_{21} = 0.2 =$  probability that the lion will move from reserve 1 to reserve 2
- $p_{22} = 0.2 =$  probability that the lion will stay in reserve 2 when it is in reserve 2
- $p_{23} = 0.3 =$  probability that the lion will move from reserve 3 to reserve 2
- $p_{31} = 0.3 =$  probability that the lion will move from reserve 1 to reserve 3
- $p_{32} = 0.4 =$  probability that the lion will move from reserve 2 to reserve 3
- $p_{33} = 0.1 =$  probability that the lion will stay in reserve 3 when it is in reserve 3

Assuming that  $t$  is in months and the lion is released in reserve 2 at time  $t = 0$ , track its probable locations over a six-month period.

**Solution** Let  $x_1(k)$ ,  $x_2(k)$ , and  $x_3(k)$  be the probabilities that the lion is in reserve 1, 2, or 3, respectively, at time  $t = k$ , and let

$$\mathbf{x}(k) = \begin{bmatrix} x_1(k) \\ x_2(k) \\ x_3(k) \end{bmatrix}$$

be the state vector at that time. Since we know with certainty that the lion is in reserve 2 at time  $t = 0$ , the initial state vector is

$$\mathbf{x}(0) = \begin{bmatrix} 0 \\ 1 \\ 0 \end{bmatrix}$$

We leave it for you to show that the state vectors over a six-month period are

$$\begin{aligned} \mathbf{x}(1) = P\mathbf{x}(0) &= \begin{bmatrix} 0.400 \\ 0.200 \\ 0.400 \end{bmatrix}, & \mathbf{x}(2) = P\mathbf{x}(1) &= \begin{bmatrix} 0.520 \\ 0.240 \\ 0.240 \end{bmatrix}, & \mathbf{x}(3) = P\mathbf{x}(2) &= \begin{bmatrix} 0.500 \\ 0.224 \\ 0.276 \end{bmatrix} \\ \mathbf{x}(4) = P\mathbf{x}(3) &\approx \begin{bmatrix} 0.505 \\ 0.228 \\ 0.267 \end{bmatrix}, & \mathbf{x}(5) = P\mathbf{x}(4) &\approx \begin{bmatrix} 0.504 \\ 0.227 \\ 0.269 \end{bmatrix}, & \mathbf{x}(6) = P\mathbf{x}(5) &\approx \begin{bmatrix} 0.504 \\ 0.227 \\ 0.269 \end{bmatrix} \end{aligned}$$

As in Example 2, the state vectors here seem to stabilize over time with a probability of approximately 0.504 that the lion is in reserve 1, a probability of approximately 0.227 that it is in reserve 2, and a probability of approximately 0.269 that it is in reserve 3. ◀

*Markov Chains in Terms of Powers of the Transition Matrix*

In a Markov chain with an initial state of  $\mathbf{x}(0)$ , the successive state vectors are

$$\mathbf{x}(1) = P\mathbf{x}(0), \quad \mathbf{x}(2) = P\mathbf{x}(1), \quad \mathbf{x}(3) = P\mathbf{x}(2), \quad \mathbf{x}(4) = P\mathbf{x}(3), \dots$$

For brevity, it is common to denote  $\mathbf{x}(k)$  by  $\mathbf{x}_k$ , which allows us to write the successive state vectors more briefly as

$$\mathbf{x}_1 = P\mathbf{x}_0, \quad \mathbf{x}_2 = P\mathbf{x}_1, \quad \mathbf{x}_3 = P\mathbf{x}_2, \quad \mathbf{x}_4 = P\mathbf{x}_3, \dots \quad (11)$$

Alternatively, these state vectors can be expressed in terms of the initial state vector  $\mathbf{x}_0$  as

$$\mathbf{x}_1 = P\mathbf{x}_0, \quad \mathbf{x}_2 = P(P\mathbf{x}_0) = P^2\mathbf{x}_0, \quad \mathbf{x}_3 = P(P^2\mathbf{x}_0) = P^3\mathbf{x}_0, \quad \mathbf{x}_4 = P(P^3\mathbf{x}_0) = P^4\mathbf{x}_0, \dots$$

from which it follows that

$$\mathbf{x}_k = P^k\mathbf{x}_0 \quad (12)$$

Note that Formula (12) makes it possible to compute the state vector  $\mathbf{x}_k$  without first computing the earlier state vectors as required in Formula (11).

► **EXAMPLE 5 Finding a State Vector Directly from  $\mathbf{x}_0$**

Use Formula (12) to find the state vector  $\mathbf{x}(3)$  in Example 2.

**Solution** From (1) and (7), the initial state vector and transition matrix are

$$\mathbf{x}_0 = \mathbf{x}(0) = \begin{bmatrix} 0.5 \\ 0.5 \end{bmatrix} \quad \text{and} \quad P = \begin{bmatrix} 0.8 & 0.1 \\ 0.2 & 0.9 \end{bmatrix}$$

We leave it for you to calculate  $P^3$  and show that

$$\mathbf{x}(3) = \mathbf{x}_3 = P^3\mathbf{x}_0 = \begin{bmatrix} 0.562 & 0.219 \\ 0.438 & 0.781 \end{bmatrix} \begin{bmatrix} 0.5 \\ 0.5 \end{bmatrix} = \begin{bmatrix} 0.3905 \\ 0.6095 \end{bmatrix}$$

which agrees with the result in (8). ◀

*Long-Term Behavior of a Markov Chain*

We have seen two examples of Markov chains in which the state vectors seem to stabilize after a period of time. Thus, it is reasonable to ask whether all Markov chains have this property. The following example shows that this is not the case.

► **EXAMPLE 6 A Markov Chain That Does Not Stabilize**

The matrix

$$P = \begin{bmatrix} 0 & 1 \\ 1 & 0 \end{bmatrix}$$

is stochastic and hence can be regarded as the transition matrix for a Markov chain. A simple calculation shows that  $P^2 = I$ , from which it follows that

$$I = P^2 = P^4 = P^6 = \dots \quad \text{and} \quad P = P^3 = P^5 = P^7 = \dots$$

Thus, the successive states in the Markov chain with initial vector  $\mathbf{x}_0$  are

$$\mathbf{x}_0, P\mathbf{x}_0, \mathbf{x}_0, P\mathbf{x}_0, \mathbf{x}_0, \dots$$

which oscillate between  $\mathbf{x}_0$  and  $P\mathbf{x}_0$ . Thus, the Markov chain does not stabilize unless both components of  $\mathbf{x}_0$  are  $\frac{1}{2}$  (verify). ◀

A precise definition of what it means for a sequence of numbers or vectors to stabilize is given in calculus; however, that level of precision will not be needed here. Stated informally, we will say that a sequence of vectors

$$\mathbf{x}_1, \mathbf{x}_2, \dots, \mathbf{x}_k, \dots$$

approaches a **limit**  $\mathbf{q}$  or that it **converges** to  $\mathbf{q}$  if all entries in  $\mathbf{x}_k$  can be made as close as we like to the corresponding entries in the vector  $\mathbf{q}$  by taking  $k$  sufficiently large. We denote this by writing  $\mathbf{x}_k \rightarrow \mathbf{q}$  as  $k \rightarrow \infty$ .

We saw in Example 6 that the state vectors of a Markov chain need not approach a limit in all cases. However, by imposing a mild condition on the transition matrix of a Markov chain, we can guarantee that the state vectors will approach a limit.

**DEFINITION 2** A stochastic matrix  $P$  is said to be **regular** if  $P$  or some positive power of  $P$  has all positive entries, and a Markov chain whose transition matrix is regular is said to be a **regular Markov chain**.

### ► EXAMPLE 7 Regular Stochastic Matrices

The transition matrices in Examples 2 and 4 are regular because their entries are positive. The matrix

$$P = \begin{bmatrix} 0.5 & 1 \\ 0.5 & 0 \end{bmatrix}$$

is regular because

$$P^2 = \begin{bmatrix} 0.75 & 0.5 \\ 0.25 & 0.5 \end{bmatrix}$$

has positive entries. The matrix  $P$  in Example 6 is not regular because  $P$  and every positive power of  $P$  have some zero entries (verify). ◀

The following theorem, which we state without proof, is the fundamental result about the long-term behavior of Markov chains.

**THEOREM 4.12.1** If  $P$  is the transition matrix for a regular Markov chain, then:

- There is a unique probability vector  $\mathbf{q}$  such that  $P\mathbf{q} = \mathbf{q}$ .
- For any initial probability vector  $\mathbf{x}_0$ , the sequence of state vectors

$$\mathbf{x}_0, P\mathbf{x}_0, \dots, P^k\mathbf{x}_0, \dots$$

converges to  $\mathbf{q}$ .



The vector  $\mathbf{q}$  in this theorem is called the *steady-state* vector of the Markov chain. It can be found by rewriting the equation in part (a) as

$$(I - P)\mathbf{q} = \mathbf{0}$$

and then solving this equation for  $\mathbf{q}$  subject to the requirement that  $\mathbf{q}$  be a probability vector. Here are some examples.

► **EXAMPLE 8 Examples 1 and 2 Revisited**

The transition matrix for the Markov chain in Example 2 is

$$P = \begin{bmatrix} 0.8 & 0.1 \\ 0.2 & 0.9 \end{bmatrix}$$

Since the entries of  $P$  are positive, the Markov chain is regular and hence has a unique steady-state vector  $\mathbf{q}$ . To find  $\mathbf{q}$  we will solve the system  $(I - P)\mathbf{q} = \mathbf{0}$ , which we can write as

$$\begin{bmatrix} 0.2 & -0.1 \\ -0.2 & 0.1 \end{bmatrix} \begin{bmatrix} q_1 \\ q_2 \end{bmatrix} = \begin{bmatrix} 0 \\ 0 \end{bmatrix}$$

The general solution of this system is

$$q_1 = 0.5s, \quad q_2 = s$$

(verify), which we can write in vector form as

$$\mathbf{q} = \begin{bmatrix} q_1 \\ q_2 \end{bmatrix} = \begin{bmatrix} 0.5s \\ s \end{bmatrix} = \begin{bmatrix} \frac{1}{2}s \\ s \end{bmatrix} \quad (13)$$

For  $\mathbf{q}$  to be a probability vector, we must have

$$1 = q_1 + q_2 = \frac{3}{2}s$$

which implies that  $s = \frac{2}{3}$ . Substituting this value in (13) yields the steady-state vector

$$\mathbf{q} = \begin{bmatrix} \frac{1}{3} \\ \frac{2}{3} \end{bmatrix}$$

which is consistent with the numerical results obtained in (9).

► **EXAMPLE 9 Example 4 Revisited**

The transition matrix for the Markov chain in Example 4 is

$$P = \begin{bmatrix} 0.5 & 0.4 & 0.6 \\ 0.2 & 0.2 & 0.3 \\ 0.3 & 0.4 & 0.1 \end{bmatrix}$$

Since the entries of  $P$  are positive, the Markov chain is regular and hence has a unique steady-state vector  $\mathbf{q}$ . To find  $\mathbf{q}$  we will solve the system  $(I - P)\mathbf{q} = \mathbf{0}$ , which we can write (using fractions) as

$$\begin{bmatrix} \frac{1}{2} & -\frac{2}{5} & -\frac{3}{5} \\ -\frac{1}{5} & \frac{4}{5} & -\frac{3}{10} \\ -\frac{3}{10} & -\frac{2}{5} & \frac{9}{10} \end{bmatrix} \begin{bmatrix} q_1 \\ q_2 \\ q_3 \end{bmatrix} = \begin{bmatrix} 0 \\ 0 \\ 0 \end{bmatrix} \quad (14)$$

(We have converted to fractions to avoid roundoff error in this illustrative example.) We leave it for you to confirm that the reduced row echelon form of the coefficient matrix is

$$\begin{bmatrix} 1 & 0 & -\frac{15}{8} \\ 0 & 1 & -\frac{27}{32} \\ 0 & 0 & 0 \end{bmatrix}$$

and that the general solution of (14) is

$$q_1 = \frac{15}{8}s, \quad q_2 = \frac{27}{32}s, \quad q_3 = s \quad (15)$$

For  $\mathbf{q}$  to be a probability vector we must have  $q_1 + q_2 + q_3 = 1$ , from which it follows that  $s = \frac{32}{119}$  (verify). Substituting this value in (15) yields the steady-state vector

$$\mathbf{q} = \begin{bmatrix} \frac{60}{119} \\ \frac{27}{119} \\ \frac{32}{119} \end{bmatrix} \approx \begin{bmatrix} 0.5042 \\ 0.2269 \\ 0.2689 \end{bmatrix}$$

(verify), which is consistent with the results obtained in Example 4. ◀

### Concept Review

- |                               |                      |                             |
|-------------------------------|----------------------|-----------------------------|
| • Dynamical system            | • Probability        | • Transition matrix         |
| • State of a variable         | • Probability vector | • Regular stochastic matrix |
| • State of a dynamical system | • Stochastic matrix  | • Regular Markov chain      |
| • Stochastic process          | • Markov chain       | • Steady-state vector       |

### Skills

- |  |   |
|--|---|
| • Determine whether a matrix is stochastic.                                | • Determine whether a Markov chain is regular.                  |
| • Compute the state vectors from a transition matrix and an initial state. | • Find the steady-state vector for a regular transition matrix. |
| • Determine whether a stochastic matrix is regular.                        |   |

### Exercise Set 4.12

▶ In Exercises 1–2, determine whether  $A$  is a stochastic matrix. If  $A$  is not stochastic, then explain why not. ◀

1. (a)  $A = \begin{bmatrix} 0.4 & 0.3 \\ 0.6 & 0.7 \end{bmatrix}$  (b)  $A = \begin{bmatrix} 0.4 & 0.6 \\ 0.3 & 0.7 \end{bmatrix}$

(c)  $A = \begin{bmatrix} 1 & \frac{1}{2} & \frac{1}{3} \\ 0 & 0 & \frac{1}{3} \\ 0 & \frac{1}{2} & \frac{1}{3} \end{bmatrix}$  (d)  $A = \begin{bmatrix} \frac{1}{3} & \frac{1}{3} & \frac{1}{2} \\ \frac{1}{6} & \frac{1}{3} & -\frac{1}{2} \\ \frac{1}{2} & \frac{1}{3} & 1 \end{bmatrix}$

2. (a)  $A = \begin{bmatrix} 0.2 & 0.9 \\ 0.8 & 0.1 \end{bmatrix}$  (b)  $A = \begin{bmatrix} 0.2 & 0.8 \\ 0.9 & 0.1 \end{bmatrix}$

(c)  $A = \begin{bmatrix} \frac{1}{12} & \frac{1}{9} & \frac{1}{6} \\ \frac{1}{2} & 0 & \frac{5}{6} \\ \frac{5}{12} & \frac{8}{9} & 0 \end{bmatrix}$  (d)  $A = \begin{bmatrix} -1 & \frac{1}{3} & \frac{1}{2} \\ 0 & \frac{1}{3} & \frac{1}{2} \\ 2 & \frac{1}{3} & 0 \end{bmatrix}$

▶ In Exercises 3–4, use Formulas (11) and (12) to compute the state vector  $\mathbf{x}_4$  in two different ways. ◀

3.  $P = \begin{bmatrix} 0.5 & 0.6 \\ 0.5 & 0.4 \end{bmatrix}; \mathbf{x}_0 = \begin{bmatrix} 0.5 \\ 0.5 \end{bmatrix}$

4.  $P = \begin{bmatrix} 0.8 & 0.5 \\ 0.2 & 0.5 \end{bmatrix}; \mathbf{x}_0 = \begin{bmatrix} 1 \\ 0 \end{bmatrix}$

▶ In Exercises 5–6, determine whether  $P$  is a regular stochastic matrix. ◀

5. (a)  $P = \begin{bmatrix} \frac{1}{5} & \frac{1}{7} \\ \frac{4}{5} & \frac{6}{7} \end{bmatrix}$  (b)  $P = \begin{bmatrix} \frac{1}{5} & 0 \\ \frac{4}{5} & 1 \end{bmatrix}$  (c)  $P = \begin{bmatrix} \frac{1}{5} & 1 \\ \frac{4}{5} & 0 \end{bmatrix}$

6. (a)  $P = \begin{bmatrix} \frac{1}{2} & 1 \\ \frac{1}{2} & 0 \end{bmatrix}$  (b)  $P = \begin{bmatrix} 1 & \frac{2}{3} \\ 0 & \frac{1}{3} \end{bmatrix}$  (c)  $P = \begin{bmatrix} \frac{3}{4} & \frac{1}{3} \\ \frac{1}{4} & \frac{2}{3} \end{bmatrix}$

► In Exercises 7–10, verify that  $P$  is a regular stochastic matrix, and find the steady-state vector for the associated Markov chain.

$$7. P = \begin{bmatrix} \frac{1}{4} & \frac{2}{3} \\ \frac{3}{4} & \frac{1}{3} \end{bmatrix}$$

$$8. P = \begin{bmatrix} 0.2 & 0.6 \\ 0.8 & 0.4 \end{bmatrix}$$

$$9. P = \begin{bmatrix} \frac{1}{2} & \frac{1}{2} & 0 \\ \frac{1}{4} & \frac{1}{2} & \frac{1}{3} \\ \frac{1}{4} & 0 & \frac{2}{3} \end{bmatrix}$$

$$10. P = \begin{bmatrix} \frac{1}{3} & \frac{1}{4} & \frac{2}{5} \\ 0 & \frac{3}{4} & \frac{2}{5} \\ \frac{2}{3} & 0 & \frac{1}{5} \end{bmatrix}$$

11. Consider a Markov process with transition matrix

	State 1	State 2
State 1	0.2	0.1
State 2	0.8	0.9

- What does the entry 0.2 represent?
- What does the entry 0.1 represent?
- If the system is in state 1 initially, what is the probability that it will be in state 2 at the next observation?
- If the system has a 50% chance of being in state 1 initially, what is the probability that it will be in state 2 at the next observation?

12. Consider a Markov process with transition matrix

	State 1	State 2
State 1	0	$\frac{1}{7}$
State 2	1	$\frac{6}{7}$

- What does the entry  $\frac{6}{7}$  represent?
  - What does the entry 0 represent?
  - If the system is in state 1 initially, what is the probability that it will be in state 1 at the next observation?
  - If the system has a 50% chance of being in state 1 initially, what is the probability that it will be in state 2 at the next observation?
13. On a given day the air quality in a certain city is either good or bad. Records show that when the air quality is good on one day, then there is a 95% chance that it will be good the next day, and when the air quality is bad on one day, then there is a 45% chance that it will be bad the next day.
- Find a transition matrix for this phenomenon.
  - If the air quality is good today, what is the probability that it will be good two days from now?
  - If the air quality is bad today, what is the probability that it will be bad three days from now?
  - If there is a 20% chance that the air quality will be good today, what is the probability that it will be good tomorrow?
14. In a laboratory experiment, a mouse can choose one of two food types each day, type I or type II. Records show that if the mouse chooses type I on a given day, then there is a 75%

chance that it will choose type I the next day, and if it chooses type II on one day, then there is a 50% chance that it will choose type II the next day.

- Find a transition matrix for this phenomenon.
  - If the mouse chooses type I today, what is the probability that it will choose type I two days from now?
  - If the mouse chooses type II today, what is the probability that it will choose type II three days from now?
  - If there is a 10% chance that the mouse will choose type I today, what is the probability that it will choose type I tomorrow?
15. Suppose that at some initial point in time 100,000 people live in a certain city and 25,000 people live in its suburbs. The Regional Planning Commission determines that each year 5% of the city population moves to the suburbs and 3% of the suburban population moves to the city.
- Assuming that the total population remains constant, make a table that shows the populations of the city and its suburbs over a five-year period (round to the nearest integer).
  - Over the long term, how will the population be distributed between the city and its suburbs?
16. Suppose that two competing television stations, station 1 and station 2, each have 50% of the viewer market at some initial point in time. Assume that over each one-year period station 1 captures 5% of station 2's market share and station 2 captures 10% of station 1's market share.
- Make a table that shows the market share of each station over a five-year period.
  - Over the long term, how will the market share be distributed between the two stations?
17. Suppose that a car rental agency has three locations, numbered 1, 2, and 3. A customer may rent a car from any of the three locations and return it to any of the three locations. Records show that cars are rented and returned in accordance with the following probabilities:

**Rented from Location**

	1	2	3
1	$\frac{1}{10}$	$\frac{1}{5}$	$\frac{3}{5}$
2	$\frac{4}{5}$	$\frac{3}{10}$	$\frac{1}{5}$
3	$\frac{1}{10}$	$\frac{1}{2}$	$\frac{1}{5}$

**Returned to Location**

- Assuming that a car is rented from location 1, what is the probability that it will be at location 1 after two rentals?
- Assuming that this dynamical system can be modeled as a Markov chain, find the steady-state vector.
- If the rental agency owns 120 cars, how many parking spaces should it allocate at each location to be reasonably

certain that it will have enough spaces for the cars over the long term? Explain your reasoning.

18. Physical traits are determined by the genes that an offspring receives from its parents. In the simplest case a trait in the offspring is determined by one pair of genes, one member of the pair inherited from the male parent and the other from the female parent. Typically, each gene in a pair can assume one of two forms, called *alleles*, denoted by  $A$  and  $a$ . This leads to three possible pairings:

$$AA, Aa, aa$$

called *genotypes* (the pairs  $Aa$  and  $aA$  determine the same trait and hence are not distinguished from one another). It is shown in the study of heredity that if a parent of known genotype is crossed with a random parent of unknown genotype, then the offspring will have the genotype probabilities given in the following table, which can be viewed as a transition matrix for a Markov process:

		Genotype of Parent		
		AA	Aa	aa
Genotype of Offspring	AA	$\frac{1}{2}$	$\frac{1}{4}$	0
	Aa	$\frac{1}{2}$	$\frac{1}{2}$	$\frac{1}{2}$
	aa	0	$\frac{1}{4}$	$\frac{1}{2}$

Thus, for example, the offspring of a parent of genotype  $AA$  that is crossed at random with a parent of unknown genotype will have a 50% chance of being  $AA$ , a 50% chance of being  $Aa$ , and no chance of being  $aa$ .

- (a) Show that the transition matrix is regular.  
 (b) Find the steady-state vector, and discuss its physical interpretation.
19. Fill in the missing entries of the stochastic matrix

$$P = \begin{bmatrix} \frac{7}{10} & * & \frac{1}{5} \\ * & \frac{3}{10} & * \\ \frac{1}{10} & \frac{3}{5} & \frac{3}{10} \end{bmatrix}$$

and find its steady-state vector.

20. If  $P$  is an  $n \times n$  stochastic matrix, and if  $M$  is a  $1 \times n$  matrix whose entries are all 1's, then  $MP =$  \_\_\_\_\_.

21. If  $P$  is a regular stochastic matrix with steady-state vector  $\mathbf{q}$ , what can you say about the sequence of products

$$P\mathbf{q}, P^2\mathbf{q}, P^3\mathbf{q}, \dots, P^k\mathbf{q}, \dots$$

as  $k \rightarrow \infty$ ?

22. (a) If  $P$  is a regular  $n \times n$  stochastic matrix with steady-state vector  $\mathbf{q}$ , and if  $\mathbf{e}_1, \mathbf{e}_2, \dots, \mathbf{e}_n$  are the standard unit vectors in column form, what can you say about the behavior of the sequence

$$P\mathbf{e}_i, P^2\mathbf{e}_i, P^3\mathbf{e}_i, \dots, P^k\mathbf{e}_i, \dots$$

as  $k \rightarrow \infty$  for each  $i = 1, 2, \dots, n$ ?

- (b) What does this tell you about the behavior of the column vectors of  $P^k$  as  $k \rightarrow \infty$ ?

23. Prove that the product of two stochastic matrices is a stochastic matrix. [Hint: Write each column of the product as a linear combination of the columns of the first factor.]

24. Prove that if  $P$  is a stochastic matrix whose entries are all greater than or equal to  $\rho$ , then the entries of  $P^2$  are greater than or equal to  $\rho$ .

### True-False Exercises

In parts (a)–(e) determine whether the statement is true or false, and justify your answer.

- (a) The vector  $\begin{bmatrix} \frac{1}{3} \\ 0 \\ \frac{2}{3} \end{bmatrix}$  is a probability vector.  
 (b) The matrix  $\begin{bmatrix} 0.2 & 1 \\ 0.8 & 0 \end{bmatrix}$  is a regular stochastic matrix.  
 (c) The column vectors of a transition matrix are probability vectors.  
 (d) A steady-state vector for a Markov chain with transition matrix  $P$  is any solution of the linear system  $(I - P)\mathbf{q} = \mathbf{0}$ .  
 (e) The square of every regular stochastic matrix is stochastic.

## Chapter 4 Supplementary Exercises

1. Let  $V$  be the set of all ordered pairs of real numbers, and consider the following addition and scalar multiplication operations on  $\mathbf{u} = (u_1, u_2, u_3)$  and  $\mathbf{v} = (v_1, v_2, v_3)$ :

$$\mathbf{u} + \mathbf{v} = (u_1 + v_1, u_2 + v_2, u_3 + v_3), \quad k\mathbf{u} = (ku_1, 0, 0)$$

- (a) Compute  $\mathbf{u} + \mathbf{v}$  and  $k\mathbf{u}$  for  $\mathbf{u} = (3, -2, 4)$ ,  $\mathbf{v} = (1, 5, -2)$ , and  $k = -1$ .

- (b) In words, explain why  $V$  is closed under addition and scalar multiplication.  
 (c) Since the addition operation on  $V$  is the standard addition operation on  $\mathbb{R}^3$ , certain vector space axioms hold for  $V$  because they are known to hold for  $\mathbb{R}^3$ . Which axioms in Definition 1 of Section 4.1 are they?